

Statistik 2020

New cases received: 40

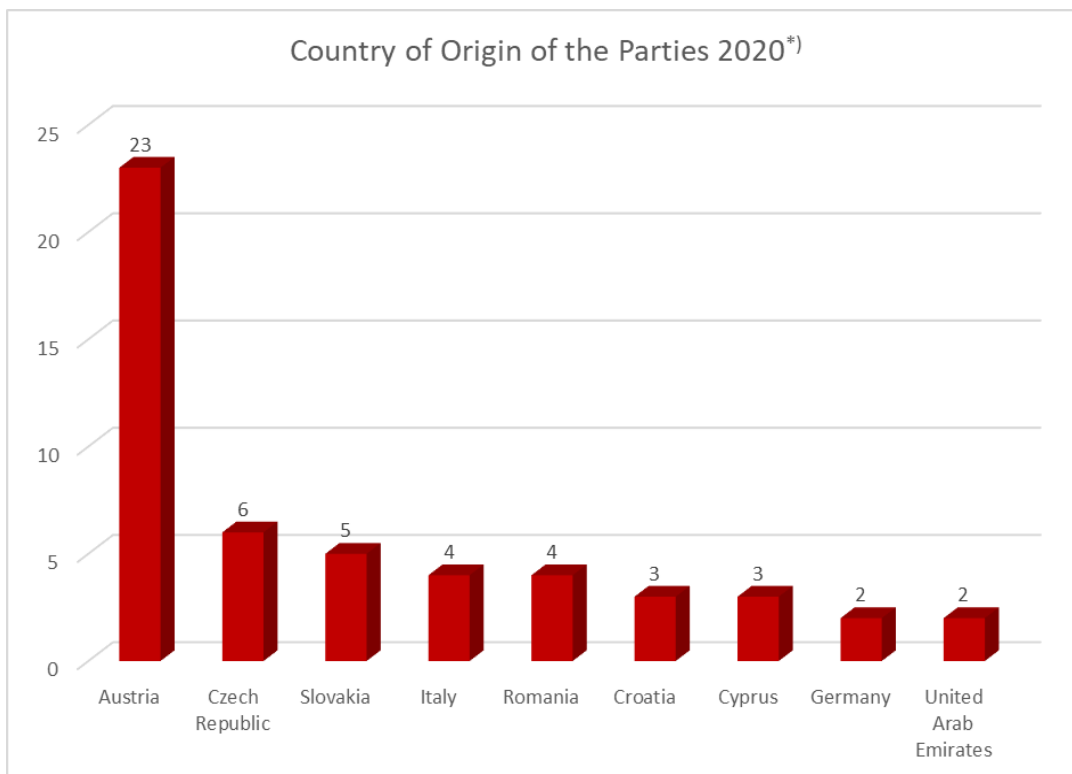
Number of pending cases: (as per 31 December 2020): 41

Aggregated amount in dispute (as per 31 December 2020): EUR 428,000,000

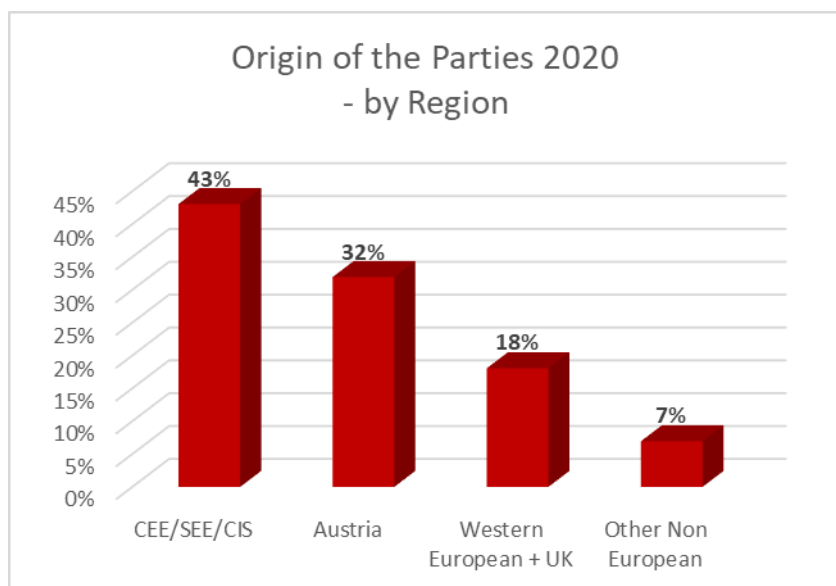
Minimum amount in dispute: EUR 24,000

Maximum amount in dispute: EUR 11,000,000

Country	Parties	Country	Parties
Austria	23	Croatia	3
Azerbaijan	1	Italy	4
Belgium	1	Luxembourg	1
Bosnia and Herzegovina	1	Lithuania	1
Belarus	1	Norway	1
Switzerland	1	Poland	1
P.R. of China	1	Romania	4
Cyprus	3	Russia	1
Czech Republic	6	Slovakia	5
Germany	2	Slovenia	1
Spain	1	Serbia	1
Egypt	1	Turkey	1
France	1	United Arab Emirates	2
United Kingdom	1	Uzbekistan	1
Hungary	1		72



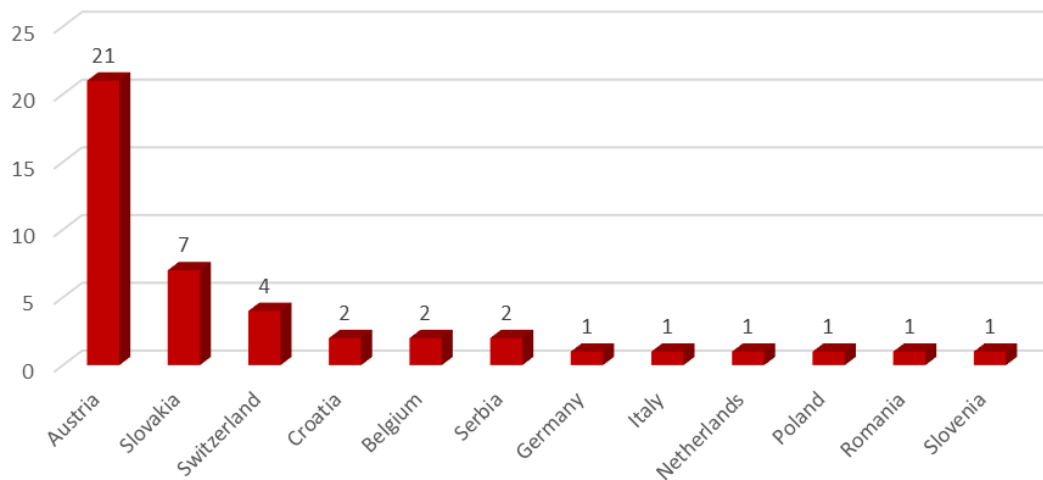
Region	Parties
CEE/SEE/CIS	31
Austria	23
Western European + UK	13
Other Non European	5
	72



*Includes parties in all new cases received in 2020

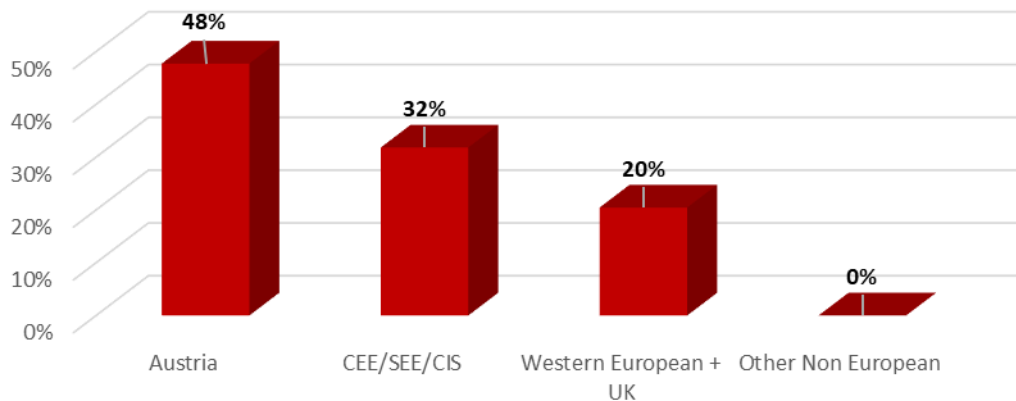
Nationality	Arbitrators / Mediators
Austria	21
Slovakia	7
Switzerland	4
Croatia	2
Belgium	2
Serbia	2
Germany	1
Italy	1
Netherlands	1
Poland	1
Romania	1
Slovenia	1
	44*

Nationality of the Arbitrators/Mediators 2020*



Region	Arbitrators / Mediators
Austria	21
CEE/SEE/CIS	14
Western European + UK	9
Other Non European	0
Total	44*

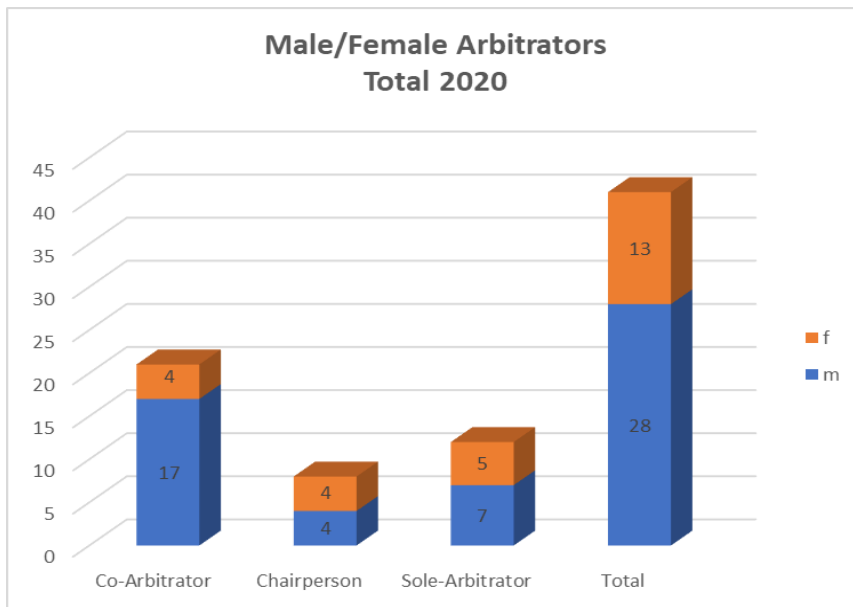
Origin of the Arbitrators/Mediators 2020 - by Regions



*Includes appointed or nominated and confirmed arbitrators (41) and mediators (1) in all cases in 2020 (as per 31 December 2020), whereas 2 arbitrators have dual citizenship, therefore the total is 44 while the actual number of arbitrators and mediators was 42.

Total

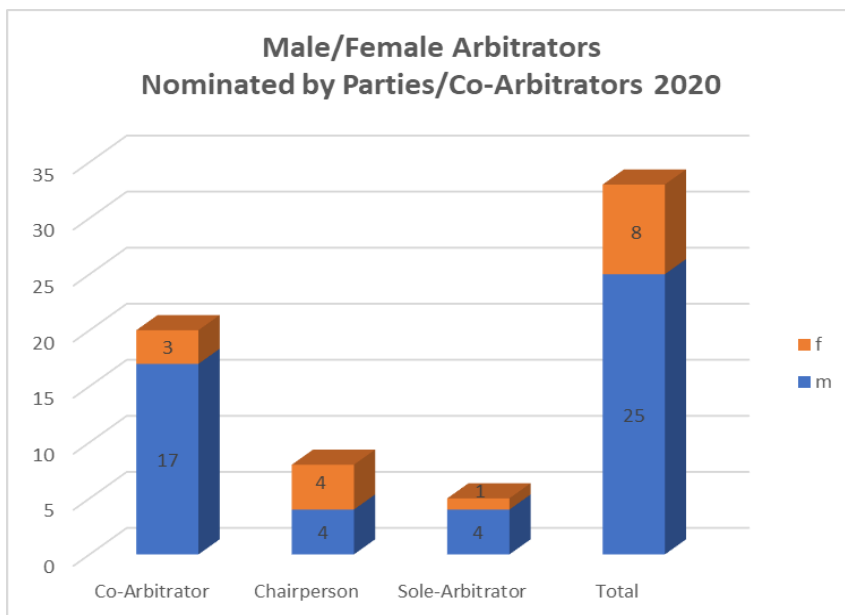
	m	f	Total
Co-Arbitrator	17	4	21
Chairperson	4	4	8
Sole-Arbitrator	7	5	12
Total	28	13	41



*Includes appointed or nominated and confirmed arbitrators in all pending cases in 2020

Nominated (by parties or co-arbitrators)

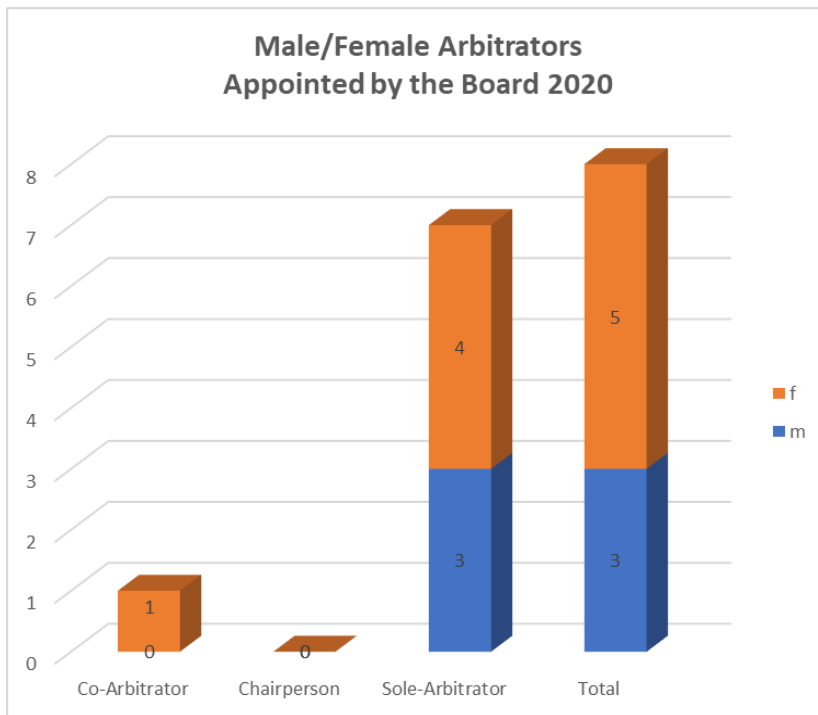
	m	f	Total
Co-Arbitrator	17	3	20
Chairperson	4	4	8
Sole-Arbitrator	4	1	5
Total	25	8	33



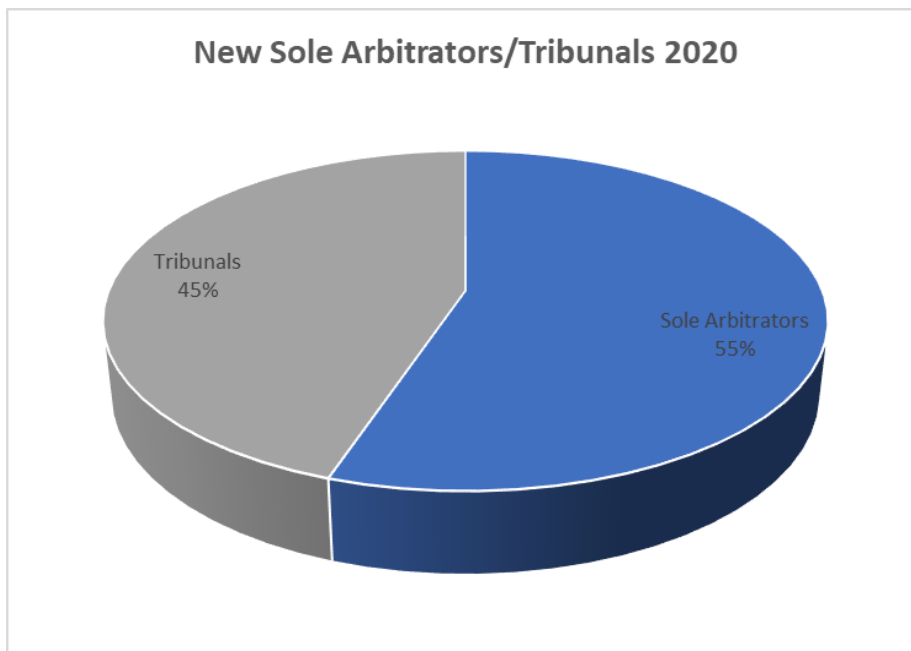
*Includes nominated and confirmed arbitrators in all pending cases in 2020

Appointed by the Board

	m	f	Total
Co-Arbitrator	0	1	1
Chairperson	0	0	0
Sole-Arbitrator	3	4	7
Total	3	5	8



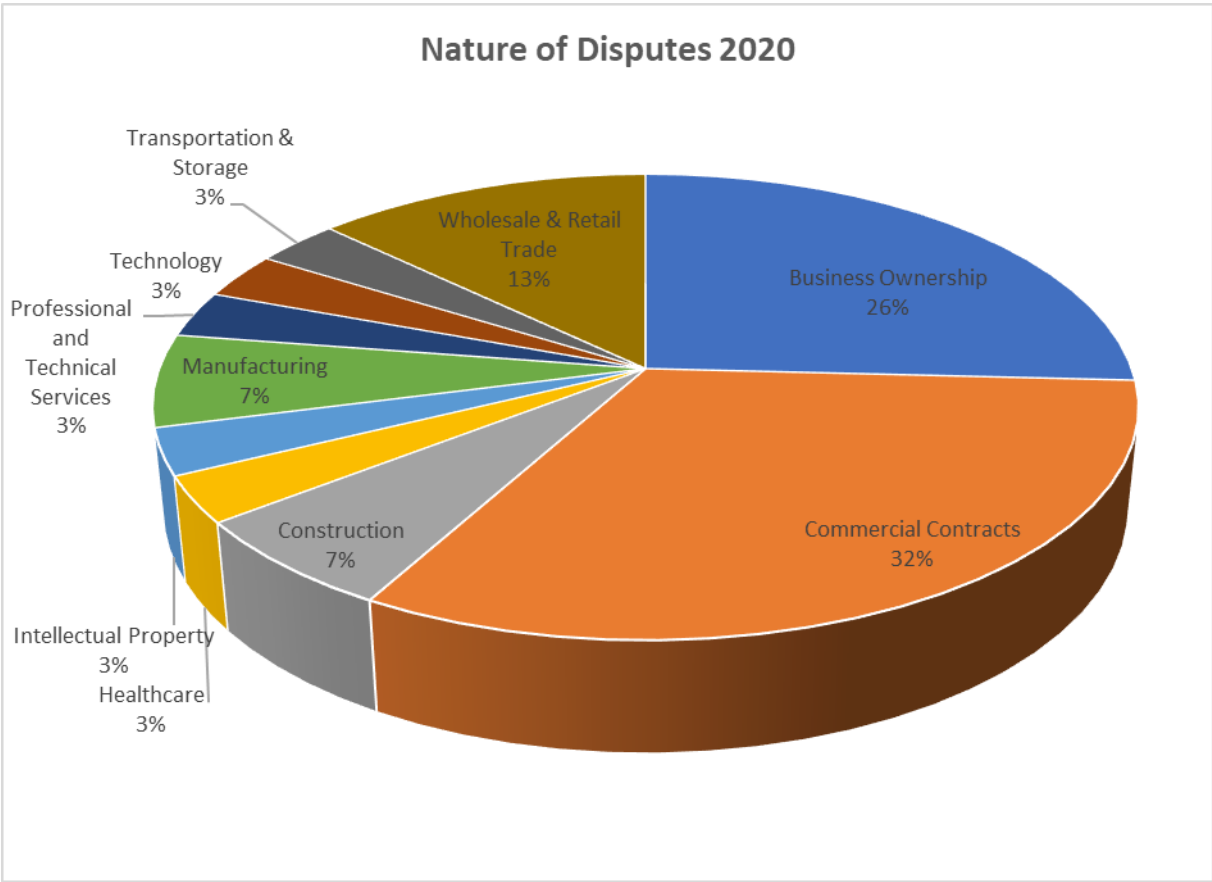
*Includes appointed arbitrators in all pending cases in 2020



*Includes all new cases received in 2020

Nature of Disputes

Aerospace & Defense	1
Business Ownership	8
Commercial Contracts	10
Construction	2
Healthcare	1
Intellectual Property	1
Manufacturing	2
Professional and Technical Services	1
Technology	1
Transportation & Storage	1
Wholesale & Retail Trade	4
	32



*Includes all new cases received in 2020