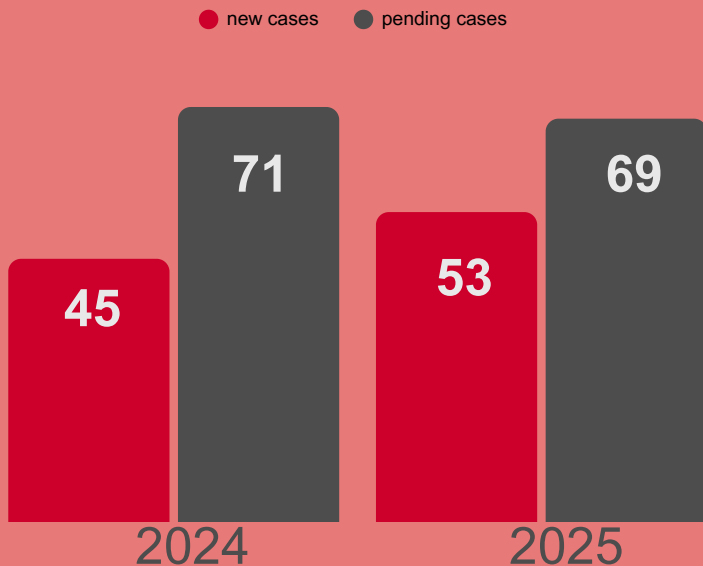




VIAC || Vienna Internatio
Arbitral Centre

2025 STATISTICS

New and pending cases over the last years



Aggregated amount
in dispute (pending)



EUR 4 595 911 845

International cases




81 %

Language of proceedings

77 % English

19 % German

4 % Other



Applicable law - Top 4

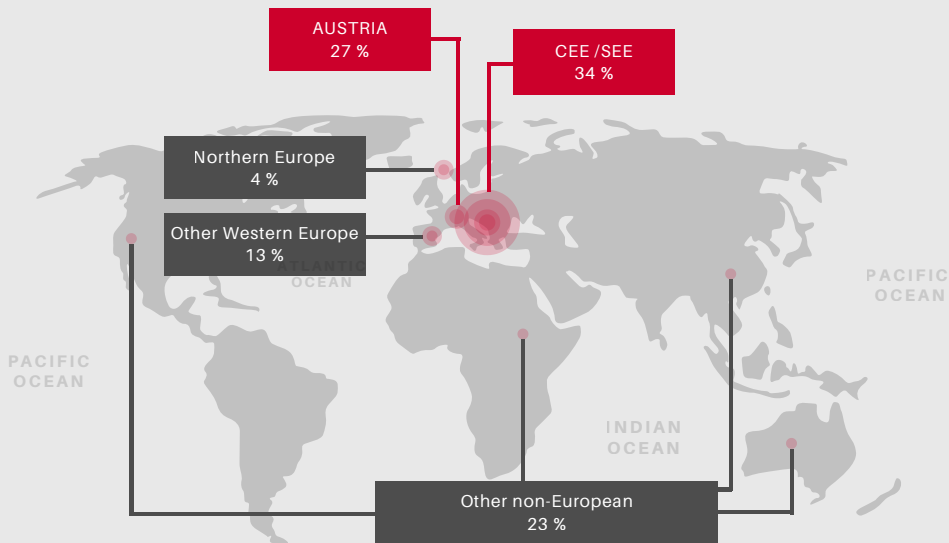
53 % Austrian

8 % Ukrainian

8 % Czech

6 % Romanian, Serbian

Origin of parties




Origin of parties

Top 5:

1. Austria
2. Romania
3. Ukraine
4. Czech Republic
5. China / Spain / Serbia



Nationality of arbitrators



Nationality of arbitrators

Top 5:

1. Austria
2. Germany
3. Romania
4. Serbia
5. Czech Republic



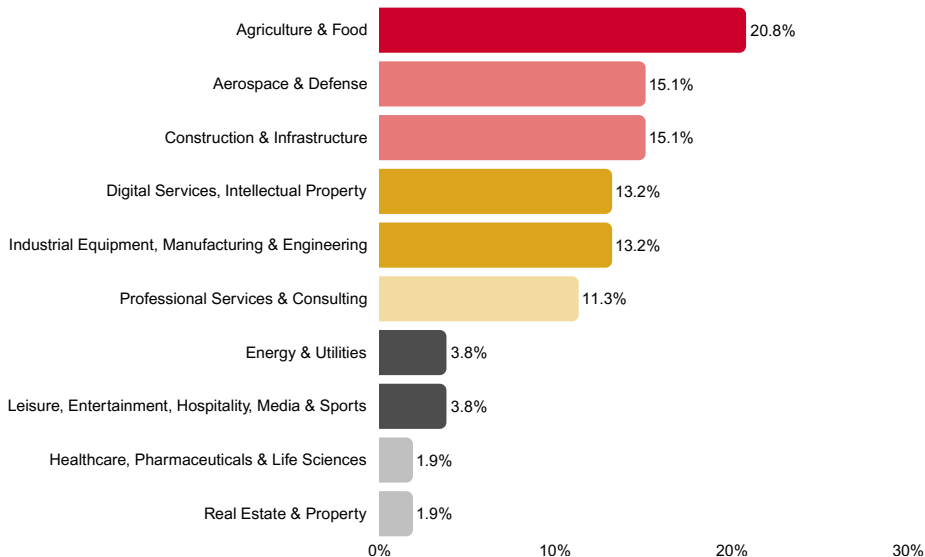
Seat of arbitration

94 % Vienna



Nature of disputes

Industry sectors




Duration of proceedings



13 months

Arbitrators vs Arbitral Tribunals



47 %




53 %

Gender of arbitrators



Gender of Board appointed arbitrators





64 % Female

Gender of party nominated arbitrators



71 % Male

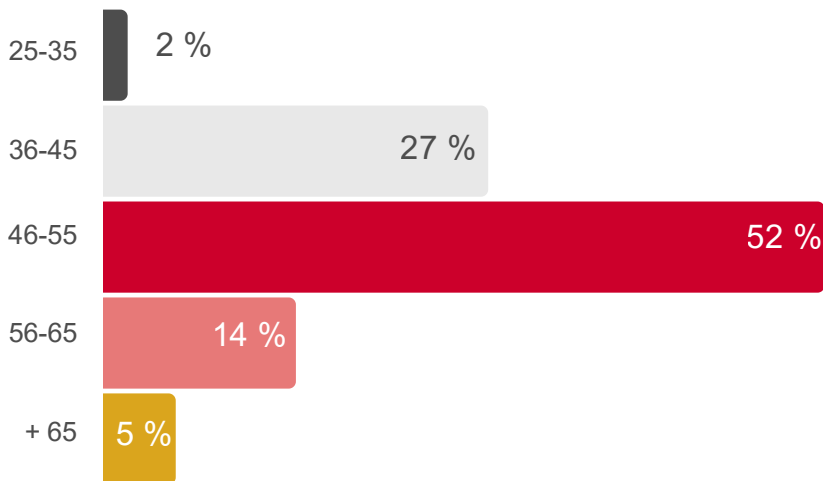
Gender of co-arbitrator nominated arbitrators



77 % Male

Age of arbitrators

Years



Expedited proceedings

